



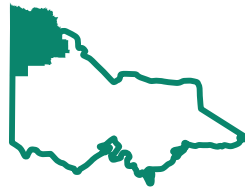
Our People & Community

IMAGINE 2040

Your Vision. Our Future.

Community is everything here in the Mildura region and within that we have a range of diversity across everything we do. From employment, our family structures and the languages we speak at home, we have differences which make us unique and also a tight community together.

Here is a snapshot of where we are today.



22,300 sq. km – **9.9%** of the state

The Mildura region is located in north-west Victoria with Mildura itself on the Murray River on the border of New South Wales. 550km north-west from Melbourne, 400km north-east of Adelaide and 1080km west of Sydney.



Religion

11.9% Anglican
33.5%² No Religion
10.6% Not stated
22.1% Catholic
6.7% Uniting Church



20.7%² did voluntary work through an organisation or group

Age

People aged **65 years** and over made up **18.7%**² of the population

40 years Median age

Employment

55.9%² Full time

31.1% Part time



7.3% Unemployed



5.7% Away from work

3.8%¹ Aboriginal or Torres Strait Islander



Top languages spoken at home²

English, Italian, Turkish, Greek, Mandarin and Tongan



41.3%² Couple family without children

39.5% Couple family with children



17.9% One parent family

1.4% Other family



Country of birth

79.3%² Australia

1.4% England

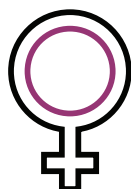
1.2% Italy



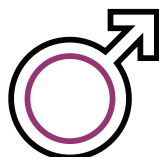
18.1% Other



different nationalities officially recognised



50.9%² Female




49.1% Male

Projected population growth

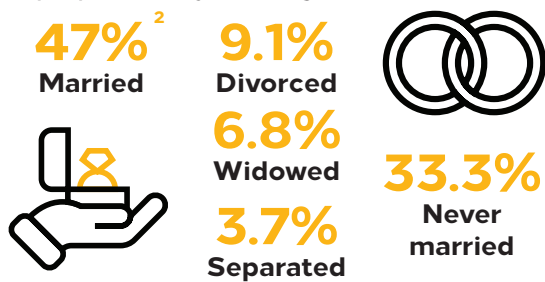
2021
55,257

2031
59,439³



Marital status

(people over 15 years of age)




The three most popular non-organised physical activities were



309,321⁴
attendees at
aquatic facilities



36,127⁴
hours of aged
and disability
care support provided



273,815⁴
library items borrowed


\$210
Median
weekly
rent

\$1064²
Median weekly
household
income



66%⁶ of residents
felt they live in a
close-knit community

2.4²
people per
household



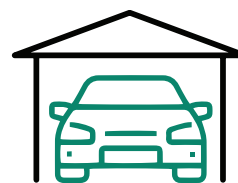
74.2%⁶ of residents
agreed that people in their
neighbourhood are
willing to help
each other out



66 groups
assisted
by annual
community
grants totalling



\$344,044.63⁴
(GST exclusive)



1.9² average motor
vehicles per
dwelling

Residents rated
themselves
7.8/10⁶
in life
satisfaction



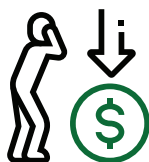
COVID-19 impacts on our community

44%⁵ were exercising less

35% want more exercise
opportunities



12%⁵ were
unable to pay
their rent or
mortgage



50%⁵ of people
want to see more
community events



42%⁵ said their mental
health had been
impacted

32% want more mental
health support

The following Mildura Rural City Council
strategies aim to create a safe, supportive
place to live, where diversity and lifestyle
opportunities are enhanced:

- Arts, Culture and Heritage Strategy
- Aquatic Facilities Redevelopment Strategy
- Community Health and Wellbeing Plan
- Domestic Animal Management Plan
- Library Service Strategy
- Mildura Tracks and Trails Strategy
- Municipal Early Years Strategy
- Public Lighting Strategy
- Public Open Space Strategy
- Reconciliation Action Plan
- Recreation Strategy
- Road Safety Strategic Plan
- Youth Engagement Strategy

¹ mildura.vic.gov.au ² ABS Census 2016 ³ knowyourcouncil.vic.gov.au

⁴ Council Annual Report 2019-2020 ⁵ Council COVID-19 Impact Survey ⁶ VicHealth Indicators Survey 2015

